

The Dot

aligned with

Journeys® Unit 6

Lesson 26




Name _____



Write the words. Drop the e before adding -ed or -ing.

Base Word	Add -ed	Add -ing
skate		
hike		
wave		
smile		
bike		
save		
vote		




Name _____



Answer Key

Base Word	Add -ed	Add -ing
skate	skated	skating
hike	hiked	hiking
wave	waved	waving
smile	smiled	smiling
bike	biked	biking
save	saved	saving
vote	voted	voting



Name _____



Write the words. Double the final consonant before adding -ed or -ing.

Base Word	Add -ed	Add -ing
hop		
plan		
zip		
jog		
rub		
tag		
slip		



Name _____



Answer Key

Base Word	Add -ed	Add -ing
hop	hopped	hopping
plan	planned	planning
zip	zipped	zipping
jog	jogged	jogging
rub	rubbed	rubbing
tag	tagged	tagging
slip	slipped	slipping




Name _____

Cut, sort, and glue the words.



Drop the E

Double the Consonant



joked

napped

hiding

hugging

driving

dropped

making

tapped

petting

shaking

slammed

riding

Name _____

Answer Key

Drop the E

joked

hiding

driving

making

shaking

riding

Double the Consonant

napped


hugging

dropped

tapped


petting

slammed



Name _____

Cut and glue the **ie** words.



cashier

field

piece

shield

pier

genie


movie

pierce


shriek

Name _____

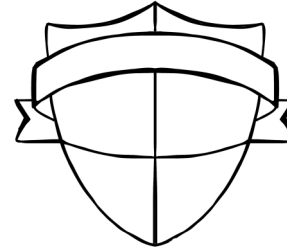
Answer Key




field



movie



shield




pier




cashier




shriek



piece



genie




pierce


Name _____


Write the words. Use y to make the long e sound.






























Name _____

Answer Key




jelly




puppy



windy




bunny




story




grumpy



candy



sunny



kitty



penny



happy



windy

Name _____



Focus Skill: Compare and Contrast

How Does Vashti Change During the Story?

Beginning of
the story

Both

End of the
story




Name _____

Opinion Writing: What is your favorite subject at school?



Topic Sentence:



Reason:

Reason:

Reason:

Closing Sentence:



Name _____

My Favorite School Subject


The worksheet is designed for a first-grade student to write about their favorite school subject. It includes a decorative border and a banner of flags. The writing area is divided into two sections: a large blank space on the left and a series of horizontal lines on the right. The lines are designed to help with letter formation, featuring a solid top line, a dashed middle line, and a solid bottom line.

Name _____

Grammar: Punctuation Hunt- Exclamation Marks!

Choose a book. Look for and record sentences with exclamation marks.

Practice reading the sentences with expression.





Book Title: _____



Name _____


Grammar: Exclamation Marks!

Write sentences that use exclamation marks.



Name _____

Opinion Writing: What is your favorite way to make art?



Topic Sentence:

Reason:

Reason:


Reason:

Closing Sentence:



Name _____


My Favorite Way to Make Art



A large rectangular area with a decorative, jagged border. Inside this area, there are five horizontal lines for writing, starting from the top and ending just above the easel illustration at the bottom.



All About Idioms



By: _____

What it really means:



Idiom:

It's raining cats and dogs.



Idiom:

I have butterflies in my
stomach.

What it really means:



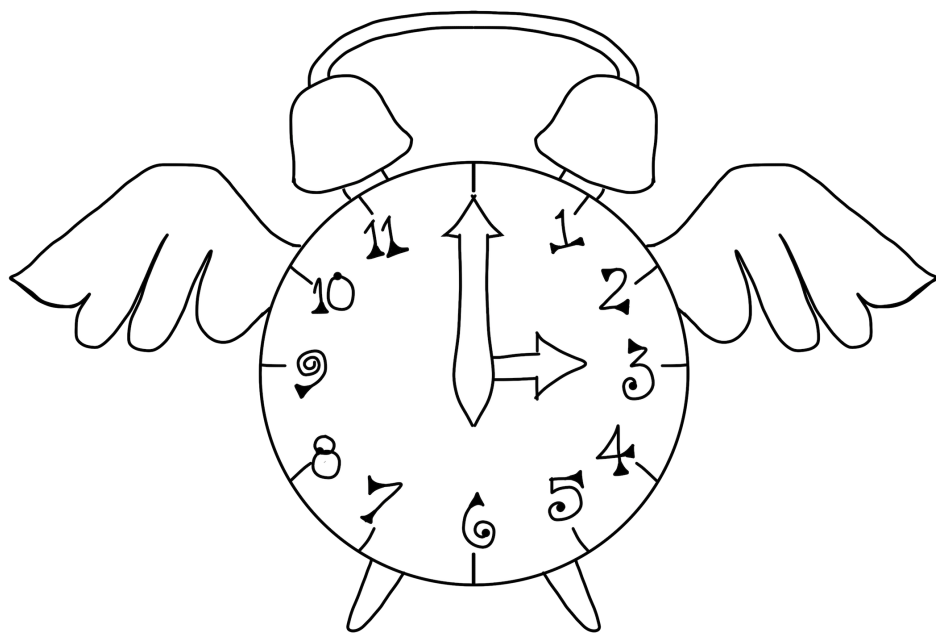
Idiom:

You need to hold your
horses.

What it really means:

Handwriting practice lines consisting of two sets of three horizontal lines each. Each set includes a solid top line, a dashed middle line, and a solid bottom line.

What it really means:



Idiom:

Time flies when you are
having fun.

Handwriting practice lines consisting of solid top and bottom lines with a dashed middle line. There are four sets of these lines.



Idiom:

Don't cry over spilt milk.

What it really means:

Handwriting practice lines consisting of solid top and bottom lines with a dashed middle line. There are two sets of these lines provided for writing.




Idiom:

That was a piece of cake!

What it really means:

Handwriting practice lines consisting of solid top and bottom lines with a dashed middle line. There are four sets of these lines provided for writing.



Idiom:

She has her head in the clouds.

What it really means:
